

Pack Manager™ Cardinal Health™ Mobile App Guide

The Pack Manager™ Cardinal Health™ Mobile App provides on-the-go access to your packs, approvals, information, notifications and so much more, anywhere you are.

Table of contents

- Let's get started..... 2**
- Log in page 3**
 - Navigating the home page- utilities.....5
 - Navigating the home page- features.....6
- All features list..... 8**
 - Manage my packs and more10

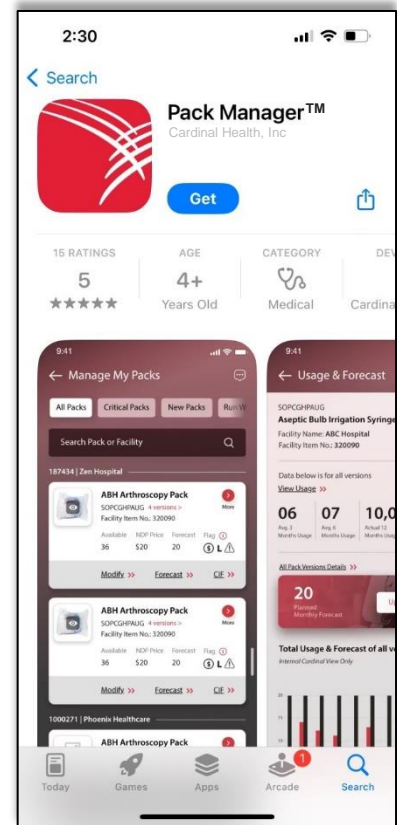
Let's get started

The new Pack Manager™ Mobile App provides a simplified *on-the-go* pack management user experience. The app offers additional features to the Pack Manager™ web version, providing a dynamic platform for everyday use. The below is a quick guide of the basic navigation as well as a few of the new app capabilities.



Pack Manager™

- Download in the **iOS** and **Android** app stores
- Use your existing Pack Manager™ **username** and **password**
- New users can register in the app



Log in page

Customer login:
Input e-mail and password

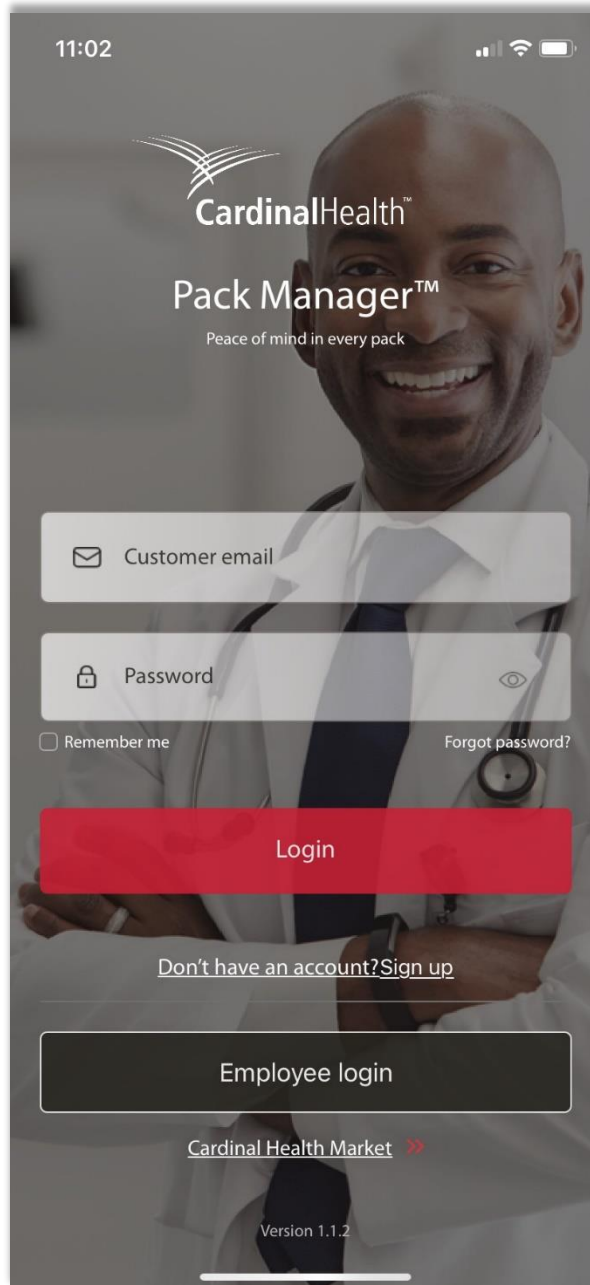
Remember me
Check box for faster log in
next time

Login
Button for customers

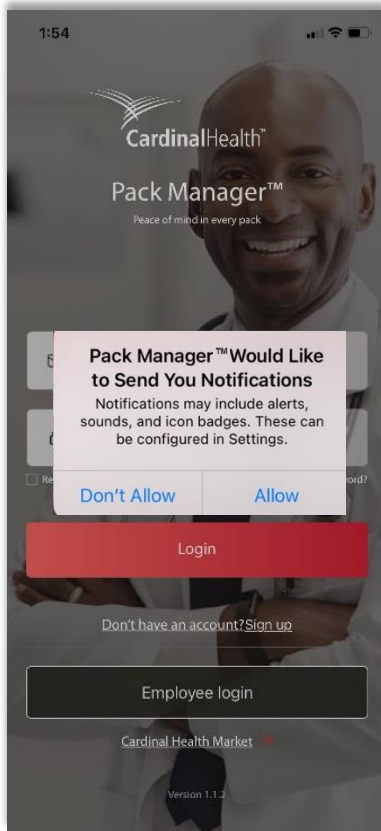
Forgot password
Reset password link

Sign up for Pack Manager™
If you are not a current user

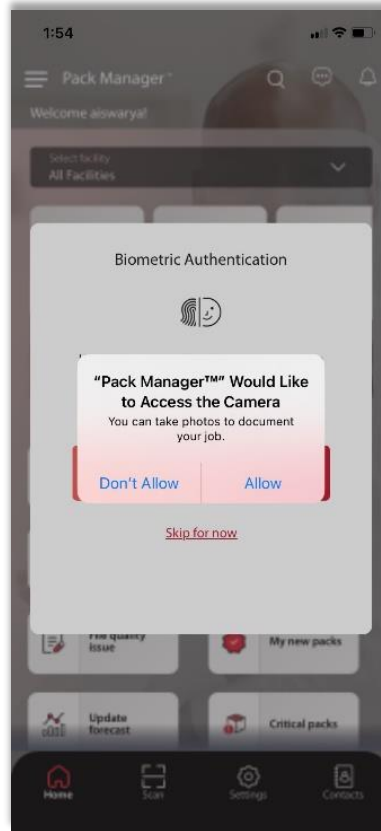
Cardinal Health Market link



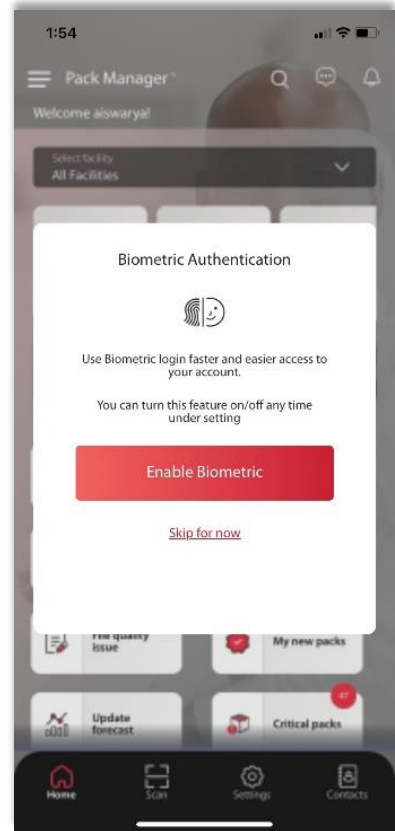
Let's log in



Click **“allow notifications”** if you wish to receive notifications. This selection can be later customized in the app settings



Click **“OK”** if you would like to allow the app to use the camera for various app functionality



If you want to expedite the login process, select **“enable biometric login”** (facial recognition or fingerprint depending on phone model)

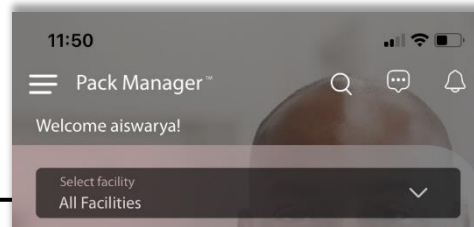
Navigating the home page- utilities



Navigating the home page- features

Facility drop down

Homepage will *automatically refresh* information associated with the selected facility or all facilities



3 Approve substitutes
View all >>

0 Approve quotes
View all >>

\$\$\$\$\$ Signature savings
View savings >>

- Approve substitutes
- Approve quotes
- Pack usage alerts (if applicable)
- Signature savings (if applicable)

Manage packs

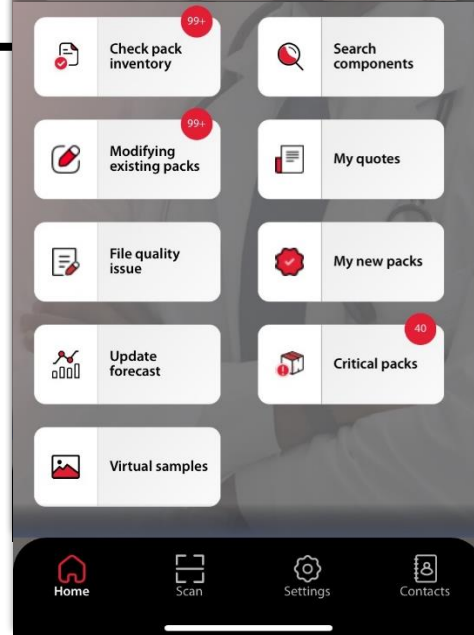
(View and edit your packs)

Manage packs
View, and edit your packs

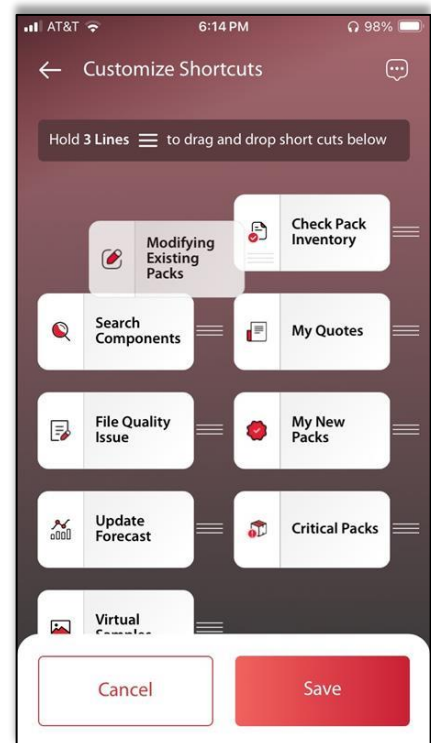
View packs

Customize the order of your home page shortcuts:

- Check pack inventory
- Search components
- Modify existing packs
- My quotes
- File quality issue
- My new packs
- Update forecast
- Critical packs
- Virtual samples



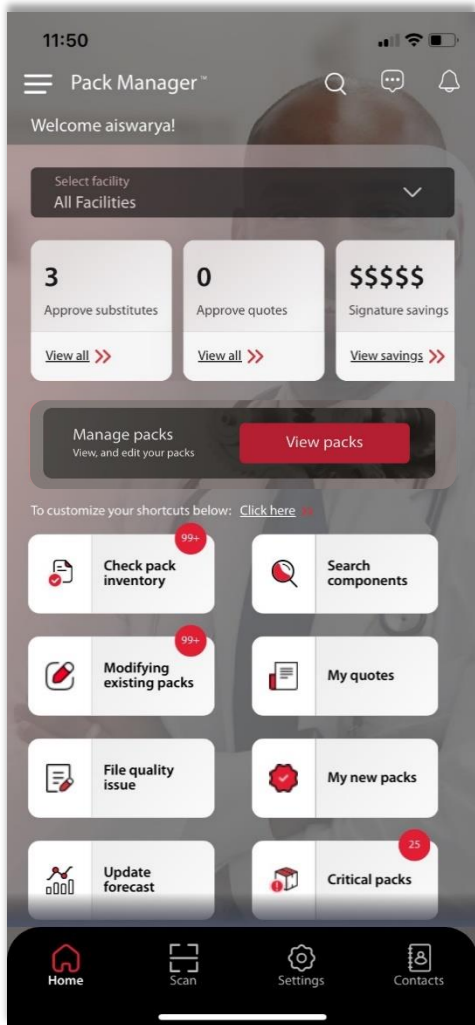
iOS users click to customize buttons:



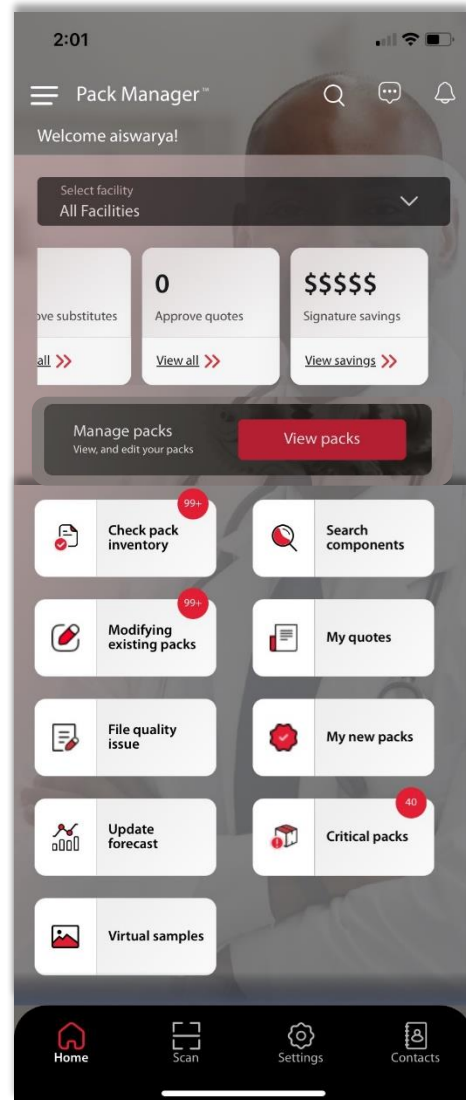
Android users - drag and drop your shortcut buttons to desired position.

Navigating the home page

Scroll home screen “left to right” and “up and down” for additional information.



Scroll left and right



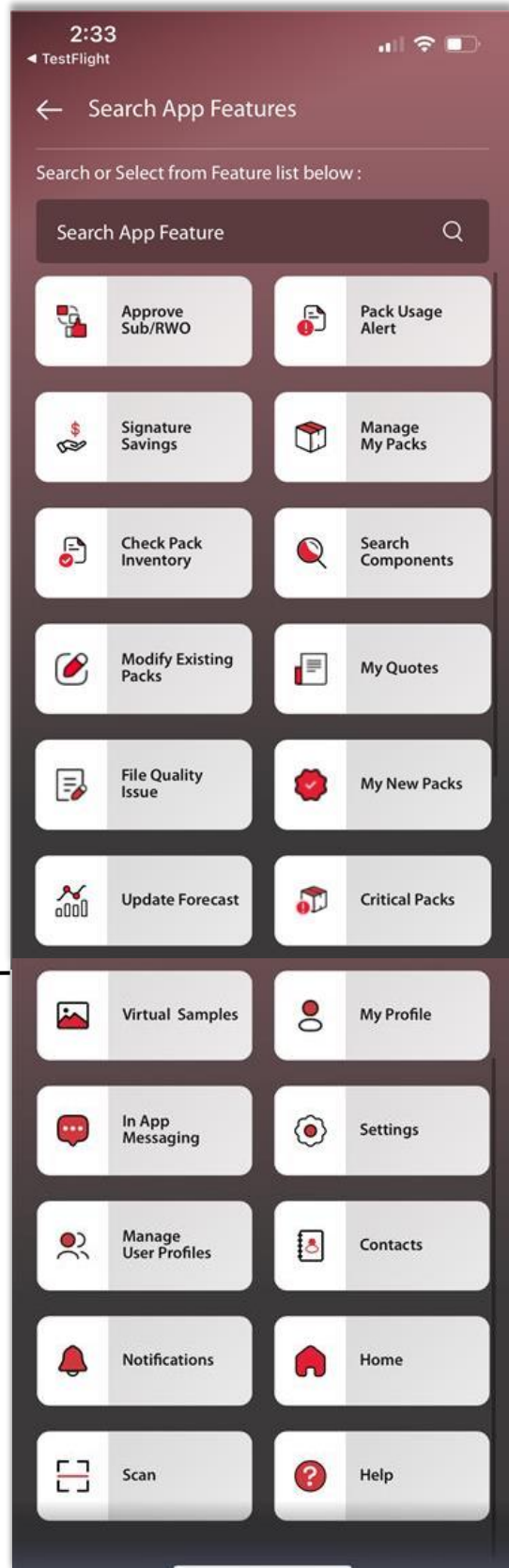
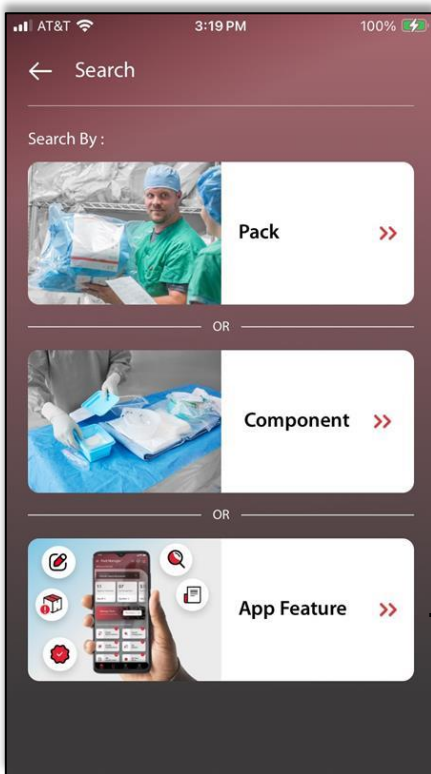
up
and
down

All features list

Search all App Features

To see a list of **all the App Features** click the **search** icon on the home page then **App Features**.

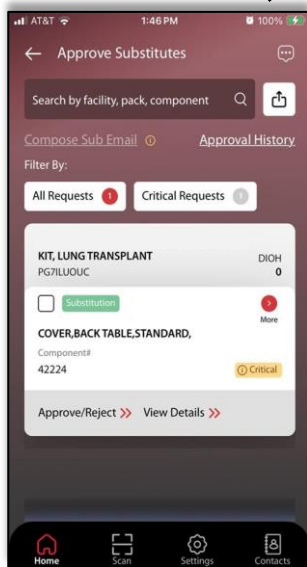
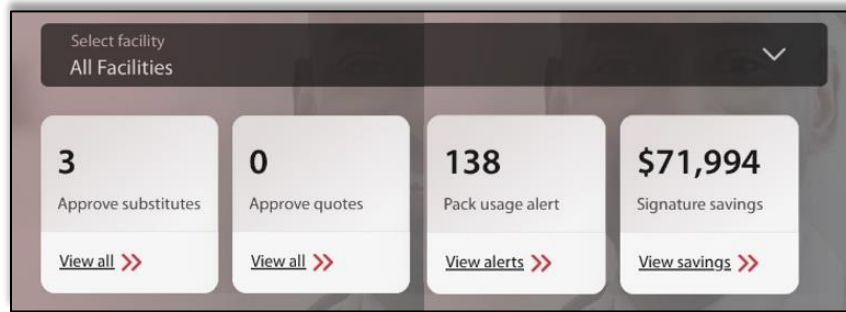
You may click on any of features to begin using.



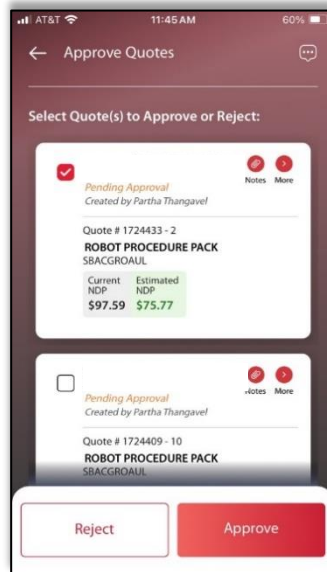
Remember to take advantage of all the great app features

Home page

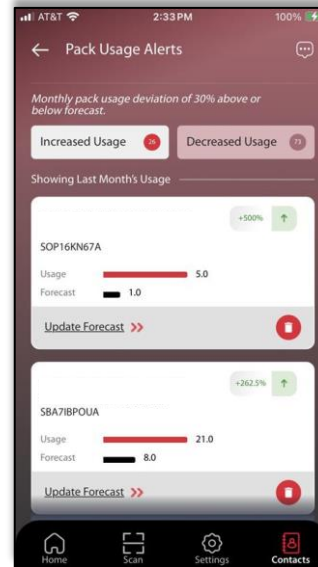
- Top row easy-access action buttons:



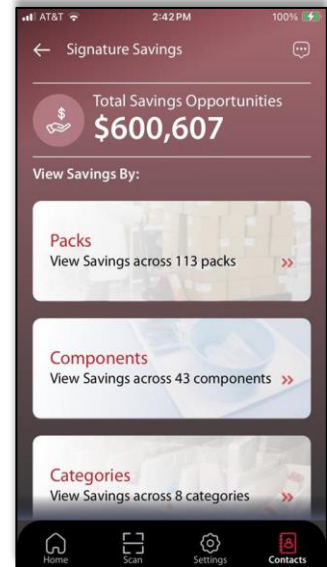
Approve Substitutes and run withouts (moving forward with pack production without a component), send email to customers, suggest subs, etc.



My quotes; quote approval now has **e-signature capability**



Pack Usage Alerts, update forecast, see pack versions




Signature Savings Opportunities show by packs, components and categories

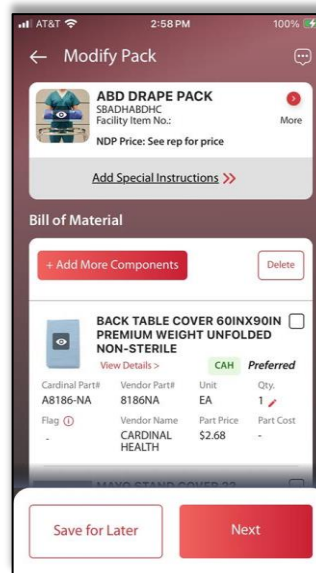
Manage my packs and more



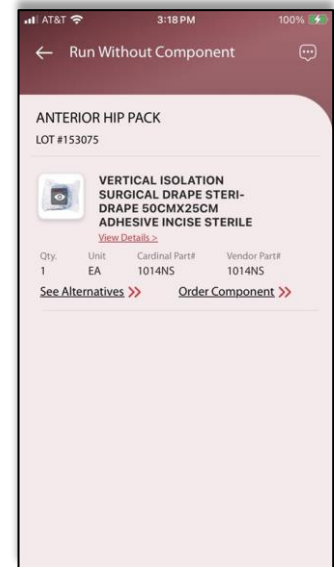
- Click on **“Manage packs”** from homepage
 - See all the packs in your pack program



Compare substitute components



Modify Packs



See run without packs and the Run Without Component

Additional features to explore

- **Scan pack** barcodes for **CIF** and **BOM**
- **E-signature** quote approval
- **Virtual samples** of packs and components
- Compare **component images**
- **Push notifications** and alerts

Contact your sales representative to find out more information on additional new features within the app